

One Adoption West Yorkshire











One
Adoption
Agency
WEST YORKSHIRE

ANNUAL PERFORMANCE REPORT - KIRKLEES HIGHLIGHTS 2022 - 2023



THE CHILDREN - STATS

Number of children adopted in year	23	 -9
Number of ADMs in year	16	 -1
Number of POs in year	15	 -13
Number of children placed in year	15	 -5
Percentage of children placed with OAWY approved adopters	87%	 +2%
Number of children placed via Early Permanence	4	 +3
Percentage of children matched for adoption which were previously in EPPs	13%	 +4%
Number of children at year end with ADM not matched	21	 +3



THE CHILDREN - DEMOGRAPHICS

At year end there were 17 children with a placement order but not matched. Of those:



Male

11



Female

6



Under 2

11



2 to 5

4



5+ years

2

Part of a sibling group



9

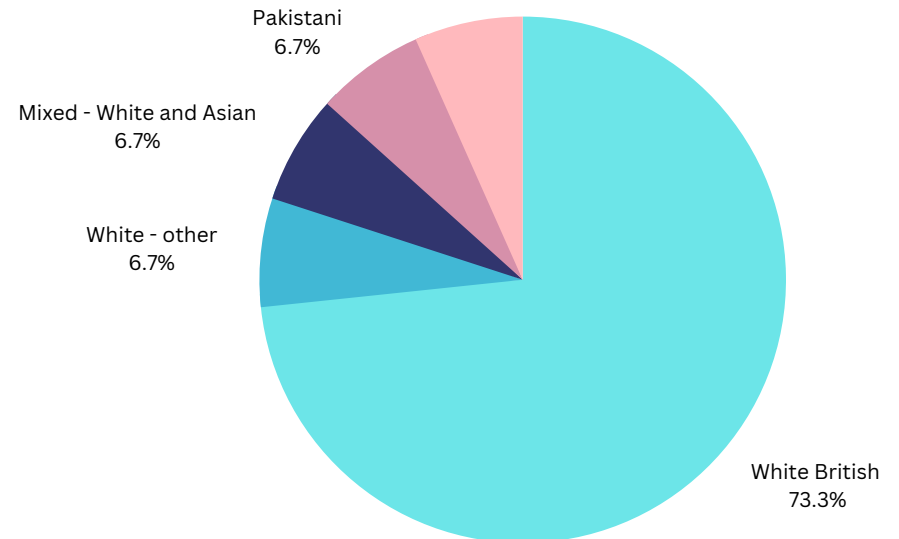
Single child



8

Ethnicity

White & Black Caribbean	1	Pakistani	1
White British	11	Mixed white and Asian	3
Any other white background	1		



THE CHILDREN - NARRATIVE

Of the **17** children, **12** have characteristics which make them more difficult to find families for (aged 5 or over, need a family alongside a brother or sister, are from an ethnically diverse background or have a disability), **two** of whom have more than one characteristic.

Of the **five** children who would not be considered more difficult to find families for:

- The adoptive family of **one** child's sibling came forward following the making of the Placement Order asking to be considered, having previously felt unable to proceed. An assessment took place to fully explore whether the siblings could grow up together; the assessment concluded in March 2023 and the decision was made to seek an alternative family.
- For **two** children their foster carer expressed an interest in adopting them and assessment is ongoing.
- For **one** child DNA testing was agreed following the making of the Placement Order to ascertain their heritage to inform family finding. The results were awaited at the year end.
- **One** child had a link identified and matching panel booked for June.



For the 23 children adopted in the year:

A10 indicator: "The time taken between a child entering care and moving in with its adoptive family, adjusted for those adopted by their foster carers"

497 to 459 days (national target is 426 days) ↓

One child took 1335 days from entering care and being placed with their adoptive family. This child was looked after for 29 months before having an adoption plan; it then took a further 12 months to match them to a family able to meet their needs. Without this child the average number of days from entering care and being placed with an adoptive family is 417 days, within the national target.

A2 indicator: "The time taken from a local authority receiving court authority to place a child for adoption and a match to an adoptive family being agreed"

205 to 188 (the national target is 121 days) ↓

One child took 679 from having an adoption plan to being matched with an adoptive family. This child was adopted by their foster carer and did not experience a change in carer. Without this child the average time reduced further to 164 days, with 7 of the 23 children adopted being matched within 121 days.



ADOPTION SUPPORT



	2022/23	compared to 2021/22	
Children and families receiving adoption support	148	↑	+7
Families allocated to Early Advice & Support worker*	40		
File access requests	58	↑	+1
Applications to the Adoption Support Fund approved	110	↑	+26
ASF funding for therapeutic interventions	£435,541	↑	+£115,168
929 letters processed by the Letterbox team	530 incoming	↑	+20
	399 outgoing	↑	+41
Appointments offered to Kirklees families by PAC-UK	101		

*These families are receiving universal support while waiting for another service, such as an adoption support assessment, allocation to a worker or support with maintaining connections.